

CITIZENSHIP AND IMMIGRATION



Date: July 27, 2022

Time: 10:00am – 11:30am

Log into the WebEx first: click [HERE](#)

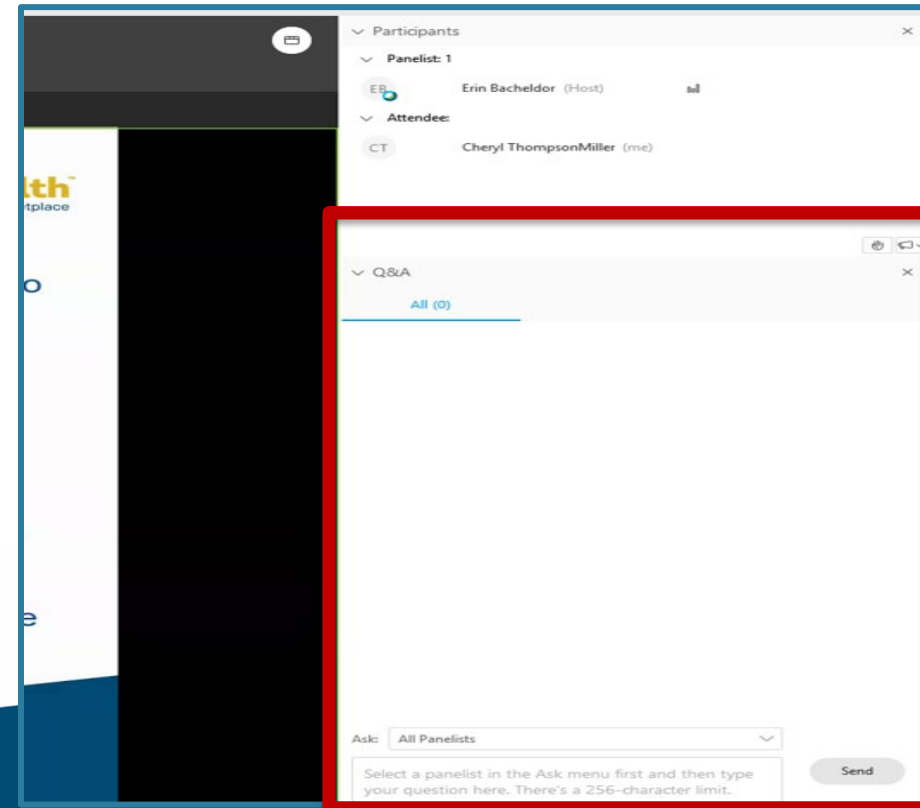
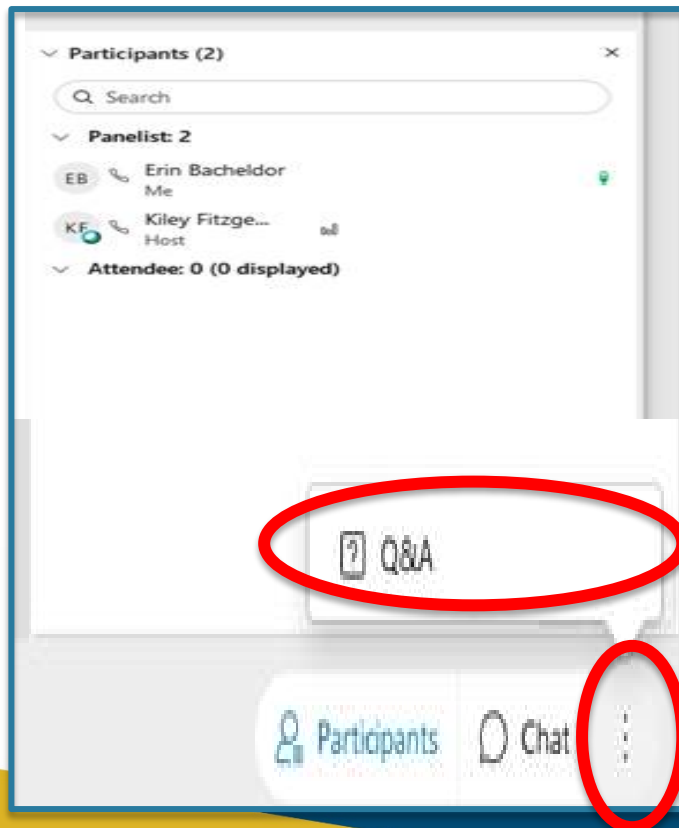
Then, you may connect to audio via computer or via telephone:

- Dial-In Number: (518) 549-0500
- Access Code: 2553 292 7401
- Participant ID Number: Unique to you.
 - This number will be assigned to you after you log in. Click on the audio icon for prompts

QUESTIONS

Questions can be submitted using the Q&A function on your WebEx control panel.

- Chat function is disabled, please use Q & A panel to submit questions.
- We will pause periodically to take questions.



RECORDING AND MATERIALS

A recording of the webinar and any related materials will be available online on our Spring Training webpage. Please visit:

<https://info.nystateofhealth.ny.gov/SpringTraining>

2022 Spring Training
June 9, 2022



Session	Topic	Training Materials
1 June 8, 2022	Privacy and Security - Providing a reminder and an update on the Privacy and Security rules and regulations by which all NY State of Health Assistors must comply	Presentation Video Authorized Representative Designation Form Document Linking Checklist Privacy Consents and Terms, Rights and Responsibilities in English and Spanish Identity Proofing Video Identity Proofing Presentation Authorized Representative Video Authorized Representative Presentation

Webinar Statistics:

- Over 98% of respondents said the webinar increased their knowledge of the topic!
- 98%, said information from the webinar will allow you to better assist consumers in a private and secure manner.

Here's what you said:

- *“The Webinars have improved greatly over the years. They keep us focused on the right information and give tangible rules we can follow.”*
- *“Thank you for always providing refreshers and updates with NY State rules.”*
- *“Could you add more scenarios or examples?”*

PRESENTERS



Welcome

Gabrielle Armenia Director, Bureau of Child Health Plus and Marketplace Consumer Assistance

Speakers


Megan Gagliardi Medical Assistance Specialist 3, Bureau of Community Enrollment and WMS Eligibility Processing

Sara Oberst Director, Bureau of Exchange Application Support


AGENDA


Today's webinar will cover:


- How Assistors should help their consumers answer this question.
- How Assistors should help their consumers answer these subsequent questions.
- How Assistors should help consumers who need to submit documentation of their citizenship or immigration status.


Mark one box that indicates Erin's current Citizenship or Immigration Status.* 

US Citizen

Naturalized Citizen 

Immigrant Non-Citizen 


Non-Immigrant Visa Holder 

Other 

Document Type: Naturalization Certificate

Alien #  Naturalization Certificate #


Document Type: I-551 Permanent Resident Card

Alien #  Receipt # Alien Expiration Date

You have selected "Other Document"

If you do not have an Alien# or I94#, you should leave all of the boxes blank. You will be asked to submit a copy of your immigration document after your application is completed. If you have an Alien# or I94#, please fill in those boxes now. Completing those boxes will help us process your application.

Document Type: Other

Alien #  I94 #  SEVISID # Document Description

Residency Test - Mom Visa Holder

Have you or your child(ren) applied to adjust your status to become a legal permanent resident? *

Yes No

Do you work? *

Yes No

Does your child(ren) go to school? *

Yes No

Do you own your own home? *

Yes No




Do you rent a house or apartment? *

Yes No



SCENARIOS, SCENARIOS, SCENARIOS!

Mark one box that indicates Abigail's current Citizenship or Immigration Status.* 

- US Citizen
- Naturalized Citizen 
- Immigrant Non-Citizen 
- Non-Immigrant Visa Holder 
- Other 


If you do not fit into any of the Citizenship or Immigration Status categories above but you are lawfully living in the United States, do NOT choose "Other" as your immigration status. Please choose either "Immigrant Non-Citizen" or "Non-Immigrant Visa Holder," depending on which category best describes your immigration status.

OVERVIEW OF THE QUESTION


This question is a mandatory question which must be answered for each applying household member.


Legal Immigrant:
Moved to the US permanently.


Legal Non-Immigrant:
Living in the US temporarily.


Mark one box that indicates Erin's current Citizenship or Immigration Status.* 

US Citizen

Naturalized Citizen 

Immigrant Non-Citizen 

Non-Immigrant Visa Holder 

Other 

Both Categories are for US Citizens.

- Only choose Naturalized Citizen if the consumer has their certificate number and alien number available. If not, choose US Citizen and system may be able to validate using SSN.

Undocumented Individuals:

- An individual who entered this country on a valid visa who has now overstayed their visa or has an expired visa and has no application pending with immigration.
- An individual who entered this country without inspection and has no application pending with immigration.
- An individual who has been ordered removed/deported and does not have a stay.
- An individual who has been ordered removed/deported and is not under an order of supervision.

OVERVIEW OF THE QUESTION

Immigration Desk Aid for NY State of Health Assistors

Describes the five (5) citizenship/immigration categories on the NY State of Health application and how to choose the correct category in more detail.

- Use either as a reference, or as a conversation guide.

Determining Citizenship or Immigration Status

This worksheet is designed to help Assistors determine which of the 5 Citizenship/Immigration categories listed in the NY State of Health application to select for an individual consumer.

Assistors may use this tool as a script and read through the entire script asking consumers specific questions so that the individual can be determined correctly in the Marketplace based on their appropriate citizenship or immigration status.

1. Are you a United States (US) citizen by birth, or were you born abroad to parents of whom at least one was a US citizen at the time of your birth, or are you a US National? If yes, check the box marked "US Citizen."

- Don't forget, this category includes citizens of Puerto Rico, Guam, US Virgin Islands, Northern Mariana Islands, American Samoa, Swains Island or other US Territories.

US Citizen

If no, move to question #2.

2. Are you a US citizen by Naturalization or were you under the age of 18 when your parents you reside naturalized. If yes, check the box marked "Naturalized Citizen."

Naturalized Citizen

If no, move to question #3.

3. Are you living in the United States with a pending application for Citizenship and Immigration Services (USCIS)?

If yes, ask: Are you a green card holder/permanent resident? If yes, move to question #4. If no, mark "Immigrant Non-Citizen."

Immigrant Non-Citizen

If no, move to question #4.

4. What does "Immigrant Non-Citizen" mean? Below is a list of questions to help Assistors understand what this means. Anyone who answers "yes" to any of the questions below would be appropriately marked as an "Immigrant Non-Citizen." Please note, this additional list of questions is not comprehensive.

- Are you a green card holder/permanent resident?
- Do you have an employment authorization card which is not expired?
- Are you an asylee?
- Are you a refugee?
- Have you had any contact with immigration services (USCIS, ICE, CBP)?
- Are you in the process of applying for an immigration benefit?
- Do you have evidence of any correspondence with immigration or the Department of State concerning your status?
- Given if you do not have lawful status, do you have permission to reside here from the immigration agency know you're here? Even if you are not here permanently? (PROUD)
- Are you a Cuban Border Native American?
- Have you been granted withholding of removal?
- Are you a Cuban/Haitian Grant who was granted parole status after October 1989?
- Are you a certified victim of trafficking?
- Are you an Afghani?
- Are you an Iraq or Afghan Special Immigrant Visa Holder?
- Are you currently Granted Parole for period of more than 1 year (not medical)?
- Are you a battered spouse or child(ren) of US Citizen or Lawful Permanent Resident petitioning under Violence Against Women Act (VAWA)?
- Are you a non-citizen who can show continuous residence since on or before 1/1/1972?

Immigrant Non-Citizen

If no, move to question #4.

Immigration Desk Aid for NYSOH Assistors.pdf

Mark one box that indicates Erin's current Citizenship or Immigration Status.* ?

US Citizen


Naturalized Citizen ?

Immigrant Non-Citizen ?


Non-Immigrant Visa Holder ?


Other ?


SCENARIO #1: MR. CHOUDHARY


Mark one box that indicates Annie's current Citizenship or Immigration Status.* 


US Citizen

Naturalized Citizen 

Immigrant Non-Citizen 

Non-Immigrant Visa Holder 

Other 



MR. CHOUDHARY

Mr. Choudhary who is 63 comes in to fill out an application at your office. While going through the Citizenship and Immigration Status question, he tells you that he moved to the US eight years ago to be closer to his daughter. He initially came to visit but then decided to stay long term. He also tells you that he has multiple medical issues and needs to be seen by a doctor urgently.

Which Immigration status should be selected for Mr. Choudhary?

A. US Citizen

B. Naturalized Citizen

C. Immigrant Non-Citizen


D. Non-Immigrant Visa Holder

E. Other

F. None of the above. You need more information to make a selection.

Mark one box that indicates Cliff's current Citizenship or Immigration Status.* ?

- US Citizen
- Naturalized Citizen ?
- Immigrant Non-Citizen ?
- Non-Immigrant Visa Holder ?
- Other ?



MR. CHOUDHARY

You need to ask Mr. Choudhary some probing questions to be able to determine his current immigration status. Use the Immigration Desk Aid for NY State of Health Assistors.

Determining Citizenship or Immigration Status

This worksheet is designed to help Assistors determine which of the 5 Citizenship/Immigration categories listed in the NY State of Health application to select for an individual consumer.

Assistors may use this tool as a script and read through the entire script asking consumers specific questions so that the individual can be determined correctly in the Marketplace based on their appropriate citizenship or immigration status.

1. Are you a United States (US) citizen by birth, or were you US citizen at the time of your birth, or are you a US National

- Don't forget, this category includes citizens of Puerto Rico, American Samoa, Swains Island or other US Territories.

US Citizen

If no, move to question #2.

2. Are you a US citizen by Naturalization or were you under you reside naturalized. If yes, check the box marked "Naturalized Citizen"

Naturalized Citizen

If no, move to question #3.

3. Are you living in the United States with permission from the Services (USCIS)?

If yes, ask: **Are you here on a short-term visa?** If yes, move to question #4.

Immigrant Non-Citizen

What does this question mean? Below is a list of questions to help Assistors understand what this means. Anyone who can answer yes, would be appropriately marked as an "Immigrant Non-Citizen." Please note, this additional list of example questions is not comprehensive.

- Are you a green card holder/ lawful permanent resident?
- Do you have an employment authorization card which is not expired?
- Are you an asylee?
- Are you a refugee?
- Have you had any contact with immigration services (USCIS, ICE, CBP)?
- Are you in the process of applying for an immigration benefit?
- Do you have evidence of any correspondence with immigration or the Department of State concerning your status?
- Even if you do not have lawful status, do you have permission to reside here does the immigration agency know you're here? Even if you are not here permanently? (PRUCOL)
- Are you a Cross Border Native American?
- Have you been granted withholding of removal?
- Are you a Cuban/Haitian Entrant who was granted parole status after October 1980?
- Are you a certified victim of trafficking?
- Are you an Amerasian?
- Are you an Iraq or Afghan Special Immigrant Visa Holder?
- Are you currently Granted Parole for period of more than 1 year (not medical)?
- Are you a Battered spouse or child(ren) of US Citizen or Lawful Permanent Resident petitioning under Violence Against Women Act (VAWA)?
- Are you a non-citizen who can show continuous residence since on or before 1/1/1972?

Immigrant Non-Citizen

If no, move to question #4.

4. Are you a Non-Immigrant Visa Holder? Sometimes individuals in this category may be also called a Temporary Non-Immigrant or a Short-Term Visa Holder. If Yes, check the box marked "Non-Immigrant Visa Holder."

What does this mean? Below are a few examples of what this means. Anyone who can answer yes, would be appropriately marked as a "Non-Immigrant Visa Holder." Please note, this additional list of example questions is not comprehensive.

Non-Immigrant Visa Holder

an O or P visa?

expired visa. If the migrant Visa Holder.

Marketplace.

5. If you cannot answer yes to any of the previous questions, check the box for "Other."

- Other includes the following four (4) categories of individuals:
 - An individual who entered this country on a valid visa who has now overstayed their visa or has an expired visa and has no application pending with immigration.
 - An individual who entered this country without inspection and has no application pending with immigration.
 - An individual who has been ordered removed/deported and does not have a stay.
 - An individual who has been ordered removed/deported and is not under an order of supervision.

Other

"When Assistors are uploading documentation of an individual's citizenship/immigration status, they should refer to the "Documentation Checklist for Assistors" to make sure that the documentation provided matches the citizenship/immigration category already selected in the application."

Mark one box that indicates Erin's current Citizenship or Immigration Status.* ?

US Citizen

Naturalized Citizen ?

Immigrant Non-Citizen ?

Non-Immigrant Visa Holder ?


Other ?

"I have a Green Card."

"I am an LPR."

"I am a Permanent Resident."

"I have a Permanent Resident Card."



MR. CHOUDHARY

He tells you he applied to be a Lawful Permanent Resident (LPR) and has a Green Card.

Which Immigration status would you select for Mr. Choudhary?

A. US Citizen

B. Naturalized Citizen

C. Immigrant Non-Citizen

D. Non-Immigrant Visa Holder

E. Other

F. None of the above. You need more information to make a selection.

Mark one box that indicates Cliff's current Citizenship or Immigration Status.* ?


US Citizen

Naturalized Citizen ?

Immigrant Non-Citizen ?

Non-Immigrant Visa Holder ?

Other ?



MR. CHOUDHARY

After selecting Immigrant Non-Citizen, you need to help him tell NY State of Health what type of immigration document(s) he has. Since he previously mentioned that he has a green card, you select this option from the drop-down.

Mr. Choudhary does not have his green card on him and does not know his Alien number, Receipt number or Alien Expiration Date. What do you do next?

- A. Tell him that these fields are mandatory and to contact you once he has his card so that you can help him complete his application.
- B. Change his immigration status from Immigrant Non-Citizen to US Citizen.
- C. Leave his status as Immigrant Non-Citizen but change his Document Type to Other.
- D. Call the Customer Service Center to report the issue.

Mark one box that indicates Cliff's current Citizenship or Immigration Status.*

US Citizen

Naturalized Citizen

Immigrant Non-Citizen

Non-Immigrant Visa Holder

Other

You have selected "Other Document"

If you do not have an Alien# or I94#, you should leave all of the boxes blank. You will be asked to submit a copy of your immigration document after your application is completed. If you have an Alien# or I94#, please fill in those boxes now. Completing those boxes will help us process your application.

Document Type

Other

Alien # I94 # SEVISID # Document Description

Document number fields are not mandatory when "Other" is selected as document type.

MR. CHOUDHARY


After changing his document type to “Other” you help Mr. Choudhary complete his application without entering any document numbers.

Mr. Choudhary becomes temporarily eligible for Essential Plan 1 and he needs to submit documentation of his immigration status within 90 days. How do you advise him from here?


- A. Tell him to make a copy of his green card and mail or fax it directly to NY State of Health. Give him the fax number and the mailing address and show him where to find this information in his notice.
- B. Tell him to make a copy of his green card and mail, fax or drop it off to you in a sealed envelope so you can upload it on his behalf.
- C. Tell him to download the Mobile Upload App and snap a picture of his green card to upload it to his own account.
- D. Tell him to contact you again or call the Customer Service Center with the numbers from his green card to be entered into his application. Stress that if he does this, he may not have to submit an actual copy of his document at all.

Mark one box that indicates Cliff's current Citizenship or Immigration Status.* 

US Citizen


Naturalized Citizen 

Immigrant Non-Citizen 

Non-Immigrant Visa Holder 

Other 

Document Type

--Select-- 

--Select--

Other

Temporary I-551 Stamp (on Passport or I-94 Arrival/Departure Record)

Unexpired Foreign Passport

I-327 (Reentry Permit)

I-551 Permanent Resident Card

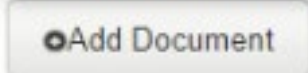
I-571 (Refugee Travel Document)

Machine Readable Visa (With Temporary I-551 language)


I-94 Arrival/Departure Record


I-94 Arrival/Departure Record in Unexpired Foreign Passport

I-766 (Employment Authorization Card)



Document Type

I-551 Permanent Resident Card 

Alien #  Receipt # Alien Expiration Date

- -

MR. CHOUDHARY

Mr. Choudhary ignores your advice and you receive a copy of his Permanent Resident Card in a sealed envelope via snail mail. What steps should you take next?

- A. Scan and upload the document into his account as proof of immigration status.
- B. Use the Upload app to take a picture of it to submit to his account.
- C. Update his application and change the document type again from "Other" to "I-551 Permanent Resident Card" and then enter in the document numbers from the copy you received.
- D. Mail his documents directly to NY State of Health on his behalf.

Mark one box that indicates Cliff's current Citizenship or Immigration Status.* ?

- US Citizen
- Naturalized Citizen ?
- Immigrant Non-Citizen ?
- Non-Immigrant Visa Holder ?
- Other ?

You have selected "Other Document" x

If you do not have an Alien# or I94#, you should leave all of the boxes blank. You will be asked to submit a copy of your immigration document after your application is completed. If you have an Alien# or I94#, please fill in those boxes now. Completing those boxes will help us process your application.

Document Type
Other v


Alien #	I94 #	SEVISID #	Document Description
<input type="text"/>	<input type="text"/>	<input type="text"/>	<input type="text"/>

Although green cards have an expiration date, the status of the individual as a permanent resident does not expire.

Document Type
I-551 Permanent Resident Card

Alien #	Receipt #	Alien Expiration Date
000001318	LIN0000000319	01 - 09 - 2027

I-551 Permanent Resident Cards (not "Green Cards") are issued to eligible immigrants who entered the United States to permanently live. To verify your eligible immigration status, type in the alien number. The alien number can also be called the alien registration number or the USCIS #. Do not type in any letters or dashes.



MR. CHOUDHARY

After updating his application and adding the document numbers from his green card, Mr. Choudhary becomes fully eligible for Essential Plan 1.

Documentation is no longer being requested and there is no need to upload or submit his immigration paperwork to the Marketplace.

Document Type
I-551 Permanent Resident Card

Alien # 000001318 Receipt # LIN000000319 Alien Expiration Date 01 - 09 - 2027

I-551 Permanent Resident Cards (or "Green Cards") are issued to eligible immigrants who entered the United States to permanently live. To verify your eligible immigration status, type in the alien number. The alien number can also be called the alien registration number or the USCIS #. Do not type in any letters or dashes.

The receipt number on the I-551 refers to the tracking number in which the green card was processed and its order. The number can start with EAC, LIN, SPC, WAC, and then followed by 10 digits. If your card does not

Mark one box that indicates Cliff's current Citizenship or Immigration Status.*

US Citizen

Naturalized Citizen

Immigrant Non-Citizen

Non-Immigrant Visa Holder

Other

Eligibility Determination

Below are the eligibility results for health coverage for everyone on the application. This tells you what program each person qualifies for and the amount of help paying for health coverage the person can receive, if any.

Please call NY State of Health at 1-855-355-5777 (TTY 1-800-662-1220) if:

- Your circumstances change,
- The information we have about you is not correct, or
- You have questions about how your eligibility was determined.

We reviewed your application for insurance using the new information you have told us about your household and your income. This message verifies the change in eligibility.

Mr. Choudhary (63) **Essential Plan 1** Marketplace ID: HX0000069777

Congratulations! You are eligible to enroll in the Essential Plan with a \$0 premium per month. Your eligibility is based on the number of people in your family and the income information in your application. The household income listed in your application is \$40,000.00.

The Essential Plan covers all essential health benefits with low co-pays for certain health services and no annual deductible. This plan includes dental and vision benefits with no co-pays.

Annual Household Income	Federal Poverty Level	Premium Amount
\$40,000.00	187.53%	\$0

IMMIGRANT NON-CITIZEN

- DOCUMENT TYPE
- I-551 PERMANENT RESIDENT CARD

Effective Immediately:

- Assistors should disregard application instructions for green cards that do not have a receipt number.
- If the consumer does not have their receipt number, change the document type to “Other” and enter in their Alien number or I-94 number, if available.
- Document number fields are not mandatory when “Other” is selected the as document type.

Document Type

I-551 Permanent Resident Card

Alien # Receipt # Alien Expiration Date - -

I-551 Permanent Resident Cards (or "Green Cards") are issued to eligible immigrants who entered the United States to permanently live. To verify your eligible immigration status, type in the alien number. The alien number can also be called the alien registration number or the USCIS #. Do not type in any letters or dashes.

The receipt number on the I-551 refers to the tracking number in which the green card was processed and its order. The number can start with EAC, LIN, SRC, WAC, and then followed by 10 digits. If your card does not have a receipt number, type in AAA followed by 0000000000 (10 zeros).

The alien number expiration date is an optional field. If you do not have an expiration date, leave the field blank.

You have selected "Other Document"

If you do not have an Alien# or I94#, you should leave all of the boxes blank. You will be asked to submit a copy of your immigration document after your application is completed. If you have an Alien# or I94#, please fill in those boxes now. Completing those boxes will help us process your application.

Document Type

Other

Alien # I94 # SEVISID # Document Description

QUESTIONS?



SCENARIO #2: ABIGAIL TAYLOR

Mark one box that indicates Annie's current Citizenship or Immigration Status.* 


US Citizen

Naturalized Citizen 

Immigrant Non-Citizen 

Non-Immigrant Visa Holder 

Other 



Ms. ABIGAIL TAYLOR

Ms. Abigail Taylor, who is 21 years old, comes in to complete an application. She came to the US to work on her bachelor's degree and has been living here for the past eight months. She states she is here on an F-1 Visa and gives you her Employment Authorization Card.

How do you determine which status should be selected for Ms. Taylor?


- A. Choose Non-Immigrant Visa Holder because she said she came here on a visa.
- B. Choose Other because you are not sure
- C. Choose Immigrant Non-Citizen because she has employment authorization.
- D. Look up her EAD (category) code on the EAD and COA Code Resource.



Mark one box that indicates Abigail's current Citizenship or Immigration Status.* ?

- US Citizen
- Naturalized Citizen ?
- Immigrant Non-Citizen ?
- Non-Immigrant Visa Holder ?
- Other ?

Key to EAD and COA Codes


The Official Health Plan Marketplace

KEY TO COA Codes

Key to COA Codes: These codes can be found on Visas and the I-94. **If the document is expired, it is no longer valid and is not acceptable proof.** This list is not all-inclusive.

COA CODE	Definition of Visa/Immigration Status	Immigration Status
A-1 A-2 A-3	►Diplomats, officials and employees of foreign governments recognized by U.S. when coming on official business	Non-Immigrant Visa Holder
B-1 B-2	►Temporary visitor for business ►Temporary visitor for pleasure (tourist). Medical Treatment	Non-Immigrant Visa Holder
C-3	►Foreign government official, members of immediate family, attendant, servant, or personal employee in transit	Non-Immigrant Visa Holder
P-1 P-2 P-3 P-4	►Artists, entertainers, and athletes who are performing teaching, or on an exchange program, spouses and children	Non-Immigrant Visa Holder
CFA/FS M	Indefinite legal residents - Republic of the Marshall Islands or Federal States of Micronesia	Immigrant Non-Citizen
HP1	Haitian Family Reunification Program Head of Household	Immigrant Non-Citizen
HF	Haitian Family Reunification Program	Immigrant Non-Citizen
WT	Temporary visitor for pleasure	Non-Immigrant Visa Holder
CM	Central American Minors	Immigrant Non-Citizen

EAD and COA Code Resource for NYSOH Assistors.pdf

EAD and COA Code Resource


Class Of Admission (**COA**) Codes are also called Class Codes or may just say “Class.”

COA Codes can be found on the following documents:

- Visa
 - Printed
 - Stamped
- I-94
 - Electronic
 - Paper card
- Form I-20
- Certificate of Eligibility for Exchange Visitor Status
- Some I-797s

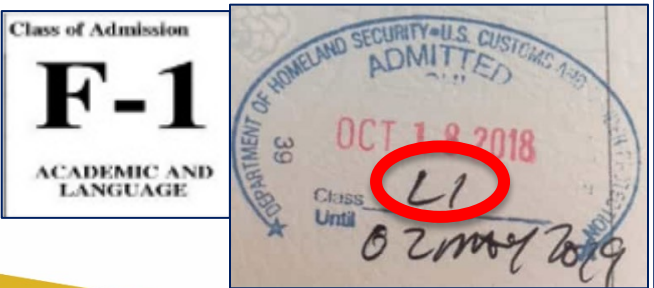
Employment Authorization Document (**EAD**) Codes are called Category Codes and are only found on one document:

- Employment Authorization Card

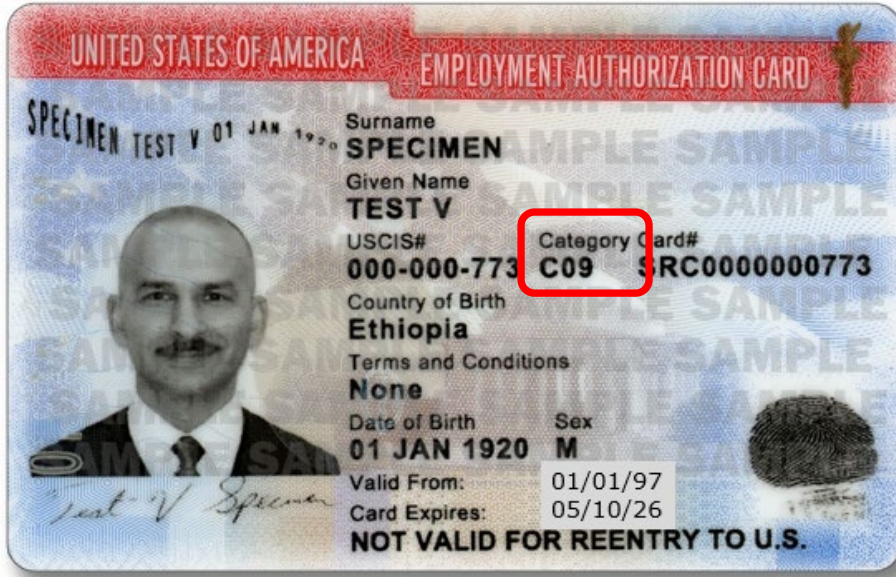


Assistors should use this resource if they have access to the consumer’s COA or EAD Code to determine whether the consumer should be marked either:

- Immigrant Non-Citizen; or
- Non-Immigrant Visa Holder.



EAD AND COA CODE RESOURCE EXAMPLE #1



Code On EAD	Employment Authorization Meaning	Immigration Status
(c)(9) or (c)(9P)	Applicant for Adjustment to Lawful Permanent Residence.	Immigrant Non-Citizen

Mark one box that indicates Erin's current Citizenship or Immigration Status.*

- US Citizen
- Naturalized Citizen
- Immigrant Non-Citizen
- Non-Immigrant Visa Holder
- Other

If you do not fit into any of the Citizenship or Immigration Status categories above but you are lawfully living in the United States, do NOT choose "Other" as your immigration status. Please choose either "Immigrant Non-Citizen" or "Non-Immigrant Visa Holder," depending on which category best describes your immigration status.

EAD AND COA CODE RESOURCE

EXAMPLE #2

U.S. Customs and Border Protection
Securing America's Borders

SAMPLE

OMB No. 1651-0111
Expiration Date: 11/02/2014

Admission (I-94) Number Retrieval

Admission (I-94) Record Number: 46119314110
Admit Until Date (MMDD/YYYY):

Details provided on Admission (I-94) form:

Family Name: Doe
First (Given) Name: John
Birth Date (MMDD/YYYY): 01/02/1973
Passport Number: TG4249033
Passport Country of Issuance: China
Most Recent Date of Entry (MMDD/YYYY): 03/31/2012

Class of Admission: **F1**


SAMPLE

▶ Effective April 26, 2013, DHS began automating the admission process. An alien lawfully admitted or paroled into the U.S. is no longer required to be in possession of a preprinted Form I-94. A record of admission printed from the CBP website constitutes a lawful record of admission. See 8 CFR § 1.4(d).
▶ If an employer, local, state or federal agency requests admission information, present your admission (I-94) number along with any additional required documents requested by that employer or agency.
▶ Note: For security reasons, we recommend that you close your browser after you have finished retrieving your I-94 number.

Key to COA Codes: These codes can be found on Visas and the I-94. **If the document is expired, it is no longer valid and is not acceptable proof.** This list is not all-inclusive.

COA CODE	Definition of Visa/Immigration Status	Immigration Status
F-1	▶ Foreign student and dependents,	Non-Immigrant Visa Holder
F-2	▶ Spouse	

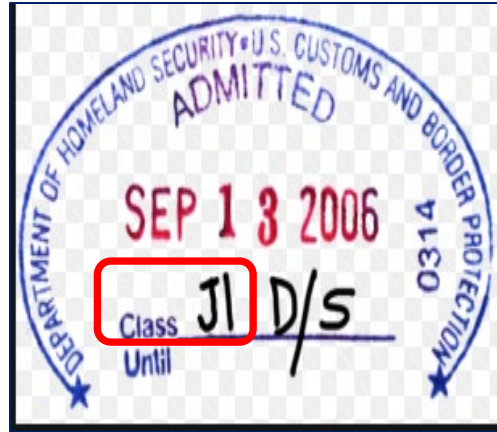
Mark one box that indicates Erin's current Citizenship or Immigration Status.* 

US Citizen
 Naturalized Citizen 
 Immigrant Non-Citizen 
 Non-Immigrant Visa Holder 
 Other 

If you do not fit into any of the Citizenship or Immigration Status categories above but you are lawfully living in the United States, do NOT choose "Other" as your immigration status. Please choose either "Immigrant Non-Citizen" or "Non-Immigrant Visa Holder," depending on which category best describes your immigration status.

EAD AND COA CODE RESOURCE

EXAMPLE #3



Key to COA Codes: These codes can be found on Visas and the I-94. **If the document is expired, it is no longer valid and is not acceptable proof.** This list is not all-inclusive.

COA CODE	Definition of Visa/Immigration Status	Immigration Status
J-1	▶ Exchange visitor and dependents	Non-Immigrant Visa Holder
J-2		



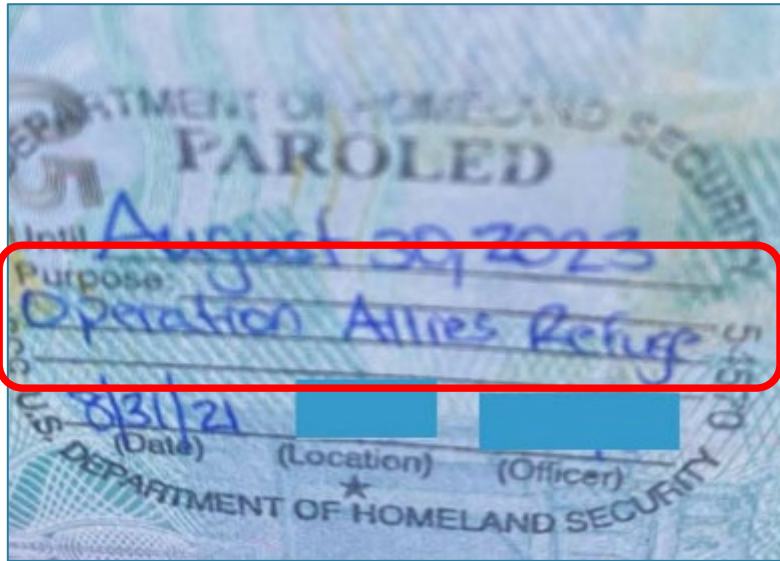
Mark one box that indicates Erin's current Citizenship or Immigration Status.*

- US Citizen
- Naturalized Citizen
- Immigrant Non-Citizen
- Non-Immigrant Visa Holder
- Other

If you do not fit into any of the Citizenship or Immigration Status categories above but you are lawfully living in the United States, do NOT choose "Other" as your immigration status. Please choose either "Immigrant Non-Citizen" or "Non-Immigrant Visa Holder," depending on which category best describes your immigration status.

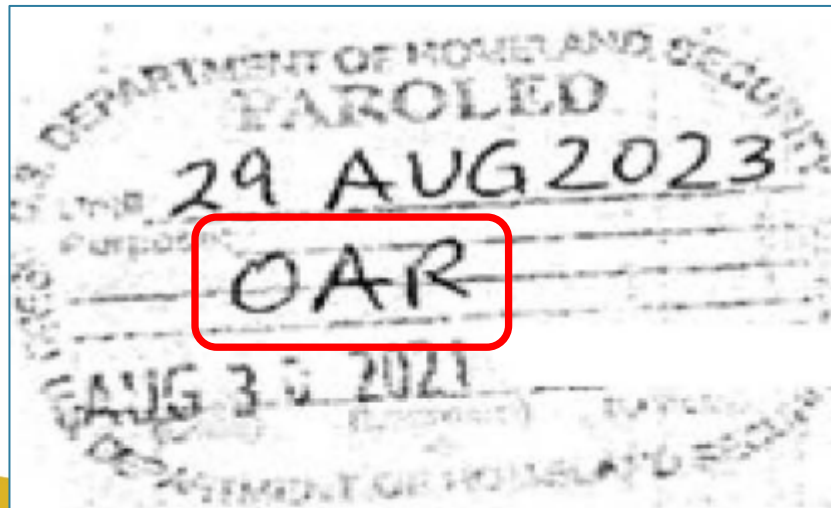
EAD AND COA CODE RESOURCE

EXAMPLE #4



Key to COA Codes: These codes can be found on Visas and the I-94. **If the document is expired, it is no longer valid and is not acceptable proof.** This list is not all-inclusive.

COA CODE	Definition of Visa/Immigration Status	Immigration Status
OAR	AFGHAN EVACUEE	Immigrant Non-Citizen



Mark one box that indicates Erin's current Citizenship or Immigration Status.*

- US Citizen
- Naturalized Citizen
- Immigrant Non-Citizen
- Non-Immigrant Visa Holder
- Other

If you do not fit into any of the Citizenship or Immigration Status categories above but you are lawfully living in the United States, do NOT choose "Other" as your immigration status. Please choose either "Immigrant Non-Citizen" or "Non-Immigrant Visa Holder," depending on which category best describes your immigration status.

Ms. ABIGAIL TAYLOR

She gives you her Employment Authorization Card with the code (c)(3)(B) on it and you look up her EAD code on the EAD and COA Code Resource.


Which Immigration status would you select for Ms. Taylor?

- A. US Citizen
- B. Naturalized Citizen
- C. Immigrant Non-Citizen
- D. Non-Immigrant Visa Holder
- E. Other



Mark one box that indicates Abigail's current Citizenship or Immigration Status.* ?

- US Citizen
- Naturalized Citizen ?
- Immigrant Non-Citizen ?
- Non-Immigrant Visa Holder ?
- Other ?



nystateofhealth
The Official Health Plan Marketplace

KEY TO I-766 Employment Authorization Documents (EADs)

The codes on the front of the card indicate the person's immigration status. The list below is **not** all-inclusive.

Code On EAD	Employment Authorization Meaning	Immigration Status
(c)(3)(A)	Foreign Students (F-1 visa), pre-completion OPT Foreign student, (F-1) post-completion.	Non-Immigrant Visa Holder
(c)(3)(B)	Foreign student, (F-1) 17-month extension.	
(c)(3)(i)	Foreign student, (F-1) off campus employment sponsored by a qualifying international organization.	
(c)(3)(ii)	Foreign student, (F-1) off-campus employment due to a severe economic hardship.	
(c)(3)(iii)		

Ms. ABIGAIL TAYLOR

After selecting Non-Immigrant Visa Holder in the application, Ms. Taylor is asked to select her document type.

Mark one box that indicates Abigail's current Citizenship or Immigration Status.*

- US Citizen
- Naturalized Citizen
- Immigrant Non-Citizen
- Non-Immigrant Visa Holder
- Other

Which of the possible options under document type should be selected?

- A. Other – Because you are not sure
- B. I-20 (Certificate of Eligibility for Nonimmigrant (F-1) Student Status) – Because you know she is a visa holder on a student visa.
- C. I-766 (Employment Authorization Card) – Because she has this document available.
- D. I-94 Arrival/Departure Record – Because you can look this up in real time.

Document Type

--Select--

- Select--
- Other
- Unexpired Foreign Passport
- DS2019 (Certificate of eligibility for Exchange Visitor (J-1) Status)
- I-20 (Certificate of Eligibility for Nonimmigrant (F-1) Student Status)
- I-766 (Employment Authorization Card)
- I-94 Arrival/Departure Record
- I-94 Arrival/Departure Record in Unexpired Foreign Passport
- Machine Readable Visa (With Temporary I-551 language)



Ms. ABIGAIL TAYLOR

After selecting the Employment Authorization Card from the dropdown, you are asked to enter her Alien Number, Receipt Number and Alien Expiration Date.

Mark one box that indicates Abigail's current Citizenship or Immigration Status.*

- US Citizen
- Naturalized Citizen
- Immigrant Non-Citizen
- Non-Immigrant Visa Holder
- Other

Ms. Taylor does not know this information but still hands you her Employment Authorization Card. Can you help her proceed?

Yes!

Document Type

I-766 (Employment Authorization Card)

Alien # Receipt # Alien Expiration Date

000001773 SRC0000000773 05 - 11 - 2025



Ms. ABIGAIL TAYLOR

You continue through the application with Abigail and get to the residency test questions.

Abigail rents a room in a four bedroom apartment and shares it with other students. So, you help her to answer yes to the question about renting a house or apartment.

Mark one box that indicates Abigail's current Citizenship or Immigration Status.*

- US Citizen
- Naturalized Citizen
- Immigrant Non-Citizen
- Non-Immigrant Visa Holder
- Other

Residency Test - Abigail

Have you or your child(ren) applied to adjust your status to become a legal permanent resident? *

Yes No

Do you work? *

Yes No

Does your child(ren) go to school? *

Yes No

Do you own your own home? *

Yes No

Do you rent a house or apartment? *

Yes No

Back

As a reminder, this question is about children that the consumer has and sends to school. It should not be marked as "yes" for a college student who is applying for themselves.

In this scenario, Abigail rents a room in a house in the community near her college, which is why she is answering yes to this question.

- As a reminder, dormitory living is **not** considered renting or owning a house or apartment.

Ms. ABIGAIL TAYLOR

You finish Ms. Taylor's application, and she is eligible for Essential Plan 4.

- Non-Immigrant Visa Holders eligible for Essential Plan are able to attest to their residency. There is no further documentation needed for Abigail.

You help her enroll into a plan and remind her that she needs to report any change in circumstance to NY State of Health. You also remind her to renew about a year from now.

- Visa Holders eligible for certain programs must provide documentation of their residency.
- Resource: [Documentation Checklist for Assistors:](#)

<p>New York State Residency <i>(For certain non-immigrant visa holders)</i></p>	<ul style="list-style-type: none">• A dated and signed letter from the current employer stating how long the individual has worked there.• A letter from the school stating that the child attends school there and indicates how long he/she has attended.• A copy of mortgage or documentation that verifies that mortgage payments are being made, if applicable.• A copy of the lease agreement, if applicable
--------------------------------------------------------------------------------------------	-------------------------------------------------------------------------------------------------------------------------------------------------------------------------------------------------------------------------------------------------------------------------------------------------------------------------------------------------------------------------------------------------------------------------------------------------------------

Mark one box that indicates Abigail's current Citizenship or Immigration Status.*

- US Citizen
- Naturalized Citizen
- Immigrant Non-Citizen
- Non-Immigrant Visa Holder
- Other

Abigail Taylor (21) **Essential Plan 4** CIN: BM74708Q Marketplace ID: HX0000073854





Congratulations! You are eligible to enroll in the Essential Plan with no monthly premium. Your eligibility is based on the number of people in your family and the income and immigration information in your application. The household income listed in our application is \$0.00.

The Essential Plan covers all essential health benefits with no co-pays for health services and no annual deductible. You also qualify for additional benefits through Medicaid.

Annual Household Income	Federal Poverty Level	Premium Amount
\$0.00	0.0%	No Monthly Premium

SCENARIO #3: DANIEL MCBRIDE

Mark one box that indicates Annie's current Citizenship or Immigration Status.* 

- US Citizen
- Naturalized Citizen 
- Immigrant Non-Citizen 
- Non-Immigrant Visa Holder 
- Other 



DANIEL McBRIDE

Daniel McBride comes to apply for coverage for himself and his son, Adam. He brings his own and Adam's foreign passport, both of which are expired. He also hands you his paper I-94 Arrival Departure Records. You notice they are also expired and ask if he has any other more recent immigration documents or if he has filed any paperwork or taken any steps to update his status with USCIS. He tells you no.


He and his son are undocumented.

Which Immigration status should be selected for both Daniel and Adam?

- A. US Citizen
- B. Naturalized Citizen
- C. Immigrant Non-Citizen
- D. Non-Immigrant Visa Holder
- E. Other



Mark one box that indicates Daniel's current Citizenship or Immigration Status.* 

- US Citizen
- Naturalized Citizen 
- Immigrant Non-Citizen 
- Non-Immigrant Visa Holder 
- Other 

DANIEL MCBRIDE

Mark one box that indicates Daniel's current Citizenship or Immigration Status.*

- US Citizen
- Naturalized Citizen
- Immigrant Non-Citizen
- Non-Immigrant Visa Holder
- Other

What additional questions or information about immigration status are asked for undocumented consumer's who are marked as "Other?"

- A. They need to tell NY State of Health when they plan on filing for an updated immigration status with USCIS.
- B. Undocumented consumers need to provide their ITIN number.
- C. Undocumented consumers need to provide their Social Security Number.
- D. None.



DANIEL MCBRIDE

Mark one box that indicates Daniel's current Citizenship or Immigration Status.*

- US Citizen
- Naturalized Citizen
- Immigrant Non-Citizen
- Non-Immigrant Visa Holder
- Other

What health insurance program is Daniel eligible for?

- A. None, undocumented individuals are not eligible for coverage in NY State of Health
- B. Medicaid Managed Care
- C. Essential Plan
- D. Emergency Medicaid



📍 Daniel McBride (35) **Medicaid** CIN: BM91692E Marketplace ID: HX0000074229

You are eligible for Medicaid. Your eligibility is based on the number of people in your household and the information in your application.

Based on the information you provided to us, you are eligible for Medicaid coverage for emergency medical care and services only. We determined your eligibility for Emergency Medicaid based on your immigration status.

Annual Household Income	Federal Poverty Level
\$0.00	0.0%

DANIEL McBRIDE

Mark one box that indicates Adam's current Citizenship or Immigration Status.*

- US Citizen
- Naturalized Citizen
- Immigrant Non-Citizen
- Non-Immigrant Visa Holder
- Other

What health insurance program is his son, Adam eligible for?

- A. None, undocumented individuals are not eligible for coverage in NY State of Health
- B. Medicaid Managed Care
- C. Child Health Plus
- D. Emergency Medicaid for children



Adam McBride (2) **Child Health Plus**


Marketplace ID: HX0000074230

Congratulations! You qualify for Child Health Plus. You can enroll in a health plan for \$0.00 per month. This decision is based on the number of people in your household and the income information listed in your application. The household income listed in your application is \$0.00.


QUESTIONS?





SCENARIO #4: ANNIE JOHNSON


Mark one box that indicates Annie's current Citizenship or Immigration Status.* 

US Citizen

Naturalized Citizen 

Immigrant Non-Citizen 

Non-Immigrant Visa Holder 

Other 



ANNIE JOHNSON

Annie Johnson was recently in the hospital and comes to fill out an application with you to get coverage for her hospital stay. When you get to the Immigration section, she indicates that she is a Naturalized Citizen and has been living in the US for 25 years.

Which Immigration status should be selected for Annie?

- A. US Citizen
- B. Naturalized Citizen
- C. Immigrant Non-Citizen
- D. Non-Immigrant Visa Holder
- E. Other
- F. None of the above. You need more information to make a selection.

Mark one box that indicates Annie's current Citizenship or Immigration Status.* ?

- US Citizen
- Naturalized Citizen ?
- Immigrant Non-Citizen ?
- Non-Immigrant Visa Holder ?
- Other ?



REVIEW

Consumers who are marked as **Naturalized Citizens** must choose a document type from the dropdown and enter corresponding Alien and Certificate numbers.

If a Naturalized Citizen does not have their document number(s), the Assistor may advise them to select "US Citizen" and NY State of Health will attempt to verify their status by checking their SSN.

- If this information confirms they are a US Citizen, no documentation will be requested.
- If records with the Social Security Administration have never been updated to reflect acquired citizenship status, then their US Citizenship will not be verified, and documentation must be provided.

Mark one box that indicates Annie's current Citizenship or Immigration Status.*

US Citizen

Naturalized Citizen

Immigrant Non-Citizen

Non-Immigrant Visa Holder

Other

If you do not fit into any of the Citizenship or Immigration Status categories above but you are lawfully living in the United States, do NOT choose "Other" as your immigration status. Please choose either "Immigrant Non-Citizen" or "Non-Immigrant Visa Holder," depending on which category best describes your immigration status.

Check this box if you or your spouse is an active military member or U.S. Veteran.

To qualify for health insurance, you must prove that you are lawfully living in the United States. Select the document that shows your current immigration status from the list below. You will then type in some information from your document.

Alien numbers are on most official immigration documents, even expired documents. The I-94 Arrival-Departure record is a small white card that you got when you arrived in the U.S. It has your name and where you are from. The number we need is across the top. Do not give us any information or numbers not issued to you directly by the immigration authorities. If you do not have any of the documents listed, please select "Other" for document type.

You can tell us about more than one document by clicking on the **Add Document** button.

Document Type

Document Type

Naturalization Certificate

Alien # Naturalization Certificate #

Type in your alien number and certificate number. The alien number can also be called the alien registration number or the USCIS #.

This number can be found at the top right-hand corner of the "Certificate of Citizenship" or the "Naturalization Certificate". Do not type in any letters or dashes.

Mark one box that indicates Annie's current Citizenship or Immigration Status.*

US Citizen

Naturalized Citizen

Immigrant Non-Citizen

Non-Immigrant Visa Holder

Other

Both Categories are for US Citizens.

- Only choose Naturalized Citizen if the consumer has their certificate number and alien number available. If not, choose US Citizen and system may be able to validate using SSN.

Citizenship number are located in the upper right hand corner of the document. This number is usually above the alien number on

ANNIE JOHNSON

You ask Annie if she happens to have her Naturalization Certificate or Certificate of Citizenship available and/or if she has her certificate number and alien number available. She tells you that she does not have the document available at this time nor does she know the associated document numbers.

Which Immigration status should be selected for Annie?

- A. US Citizen
- B. Naturalized Citizen
- C. Immigrant Non-Citizen
- D. Non-Immigrant Visa Holder
- E. Other



Mark one box that indicates Annie's current Citizenship or Immigration Status.* ?

- US Citizen
- Naturalized Citizen ?
- Immigrant Non-Citizen ?
- Non-Immigrant Visa Holder ?
- Other ?

ANNIE JOHNSON



After selecting US Citizen, you help Annie finish her application in real time without document numbers and she receives a message that she is only eligible for a limited time until the information in her application can be confirmed. She needs to submit proof of citizenship status within 90 days. How do you advise her from here?

- A. Tell her to contact you again, or call Customer Service Center, or update her own account (if she has access), once she has her certificate available. She should update her Citizenship status to Naturalized Citizen and then the document numbers can be entered.

- B. Review the [Documentation List and Resources](#) and tell her to submit any of the following documents to you or to NY State of Health directly:
 - Naturalization Certificate
 - Certificate of US Citizenship
 - US Passport Book or Card
 - NYS Enhanced Driver License

Naturalized US Citizen	<ul style="list-style-type: none">• Certificate of Naturalization (N-550, N-570)• Certificate of U.S. citizenship (N-560, N-561)• U.S. Passport book or card• NYS Enhanced Driver License
-------------------------------	------------------------------------------------------------------------------------------------------------------------------------------------------------------------------------------------------------------------------------

👤 Annie Johnson (62) MedicaidCIN: BM91070V Marketplace ID: HX0000074223

You are eligible for Medicaid for a limited time. NY State of Health needs more information to confirm what you told us in your application.

Please Note: If you do not provide the requested information within the required time frame, NY State of Health will determine your eligibility based on our available records.

Annual Household Income	Federal Poverty Level
\$10,000.00	73.58%

NY State of Health needs more information to confirm what you told us in your application. You must provide this information by the date listed below to continue your eligibility.

Proof of Immigration Status

Due Date:	10/10/2022
Select a document type:	<input type="text" value="--Select--"/>
Upload the Supporting document:	<input type="button" value="Choose File"/> No file chosen

ANNIE JOHNSON



Annie drops off a copy of her Naturalization Certificate in a sealed envelope to the office. What steps should you take next?

- A. Scan and upload the document into her account as proof of citizenship status.
- B. Use the Upload app to take a picture of it to submit to her account.
- C. Update her application and change her citizenship status from US Citizen to Naturalized Citizen. Then enter in the document numbers from the copy you received.
- D. Mail her documents directly to NY State of Health on her behalf.

Mark one box that indicates Annie's current Citizenship or Immigration Status.*

- US Citizen
- Naturalized Citizen
- Immigrant Non-Citizen
- Non-Immigrant Visa Holder
- Other

Document Type

--Select--

--Select--

Naturalization Certificate

Certificate of Citizenship

Document Type

Naturalization Certificate

Alien # Naturalization Certificate #

REVIEW: ASSISTOR QUALITY ASSURANCE (QA)

When an Assistor uploads a citizenship or immigration document, it should match the citizenship or immigration status that has been selected for them in their NY State of Health application.

If the Assistor uploads the document into the consumer's account and it does not match their application, this is logged as an error that the Assistor made. NYS DOH has been tracking and researching these errors.

Assistors should be checking the documents that they receive and updating the consumer's application to electronically indicate the consumer's appropriate citizenship/immigration status first before uploading the document to the consumer's account.

Mark one box that indicates Annie's current Citizenship or Immigration Status.*

- US Citizen
- Naturalized Citizen
- Immigrant Non-Citizen
- Non-Immigrant Visa Holder
- Other

Document Type
Naturalization Certificate

Alien # 123456789 Naturalization Certificate # 00000000



REVIEW: ASSISTOR QUALITY ASSURANCE (QA)

Last Example: Assistor receives and uploads the consumer's Permanent Resident Card (Green Card), but the application for this consumer has them marked as a US Citizen.

- This upload will be marked as an error that the Assistor made. A Permanent Resident (Green Card Holder) should be marked as Immigrant Non-Citizen.
- The Assistor should change the application and mark this consumer as Immigrant Non-Citizen and enter the document numbers.

Mark one box that indicates Erin's current Citizenship or Immigration Status.*

US Citizen

Naturalized Citizen

Immigrant Non-Citizen

Non-Immigrant Visa Holder

Other

Document Type

--Select--

- Other
- Temporary I-551 Stamp (on Passport or I-94 Arrival/Departure Record)
- Unexpired Foreign Passport
- I-327 (Reentry Permit)
- I-551 Permanent Resident Card
- I-571 (Refugee Travel Document)
- Machine Readable Visa (With Temporary I-551 language)
- I-94 Arrival/Departure Record
- I-94 Arrival/Departure Record in Unexpired Foreign Passport
- I-766 (Employment Authorization Card)

Document Type

I-551 Permanent Resident Card

Alien # 000000001

Receipt # SRC0000000001

Alien Expiration Date 08 - 21 - 2007

ANNIE JOHNSON



After updating her application and adding the document numbers from her Naturalization Certificate, Annie becomes fully eligible for Medicaid.

Documentation is no longer being requested and there is no need to upload or submit documentation of her proof of citizenship to the Marketplace.

Eligibility Determination

Below are the eligibility results for health coverage for everyone on the application. This tells you what program each person qualifies for and the amount of help paying for health coverage the person can receive, if any.

Please call NY State of Health at 1-855-355-5777 (TTY 1-800-662-1220) if:

- Your circumstances change,
- The information we have about you is not correct, or
- You have questions about how your eligibility was determined.

👤 **Annie Johnson (62)** **Medicaid** **CIN: BM91070V** **Marketplace ID: HX0000074223**

You are eligible for Medicaid. Your eligibility is based on the number of people in your household and the information in your application.

Annual Household Income	Federal Poverty Level
\$10,000.00	73.58%

Eligible for Medicaid

Wrap Up

ASSISTOR QUALITY ASSURANCE (QA)

The most common error that Assistors make is uploading the consumer's Permanent Resident Card to an account where the consumer is marked as a US Citizen.

A Permanent Resident (Green Card Holder) should be marked as **Immigrant Non-Citizen** and document numbers should be electronically entered into the application.



US Citizen

Naturalized Citizen ⓘ

Immigrant Non-Citizen ⓘ

Non-Immigrant Visa Holder ⓘ

Other ⓘ

Document Type
I-551 Permanent Resident Card

Alien # ⓘ Receipt # Alien Expiration Date


[] [] [] - [] - []





ASSISTOR QUALITY ASSURANCE (QA)

Other common errors found:

Some Assistors seem to only be answering that their consumers are either “US Citizens” or “Other” and are not using the middle three options.

- Use training resources, and get support on an individual case, if needed.

Mark one box that indicates Erin's current Citizenship or Immigration Status.* 

- US Citizen
- Naturalized Citizen 
- Immigrant Non-Citizen 
- Non-Immigrant Visa Holder 
- Other 

If a consumer is not undocumented and you mark them as “Other,” you are doing them a disservice.


- Consumers who are marked as "other" receive coverage only for the treatment of emergency medical conditions, despite their lawful status, which could otherwise make them eligible for full coverage through Medicaid or Essential Plan.

- If you have a generic question about the contents of this training, send it to Eligibility.Training.Support@health.ny.gov
- If you have a specific case you would like reviewed, please send it to Assistor.Cases@health.ny.gov on the Account Review Template.
 - [Click here](#) to access a separate training on using the Account Review Template.


ASSISTOR QUALITY ASSURANCE (QA)


Other common errors found:


- Some Assistors help consumers submit immigration documents in order to complete identity proofing, but that consumer is marked as “Other” in their application.
- If the consumer has immigration documents, use them to figure out the correct immigration status.


Mark one box that indicates Erin's current Citizenship or Immigration Status.* 


US Citizen

Naturalized Citizen 

Immigrant Non-Citizen 

Non-Immigrant Visa Holder 

Other 



KEY TO COA Codes

Key to COA Codes: These codes can be found on Visas and the I-94. If the document is expired, it is no longer valid and is not acceptable proof. This list is not all-inclusive.

COA CODE	Definition of Visa/Immigration Status	Immigration Status
A-1 A-2 A-3	▶ Diplomats, officials and employees of foreign governments recognized by U.S. when coming on official business	Non-Immigrant Visa Holder
B-1 B-2	▶ Temporary visitor for business ▶ Temporary visitor for pleasure (tourist), Medical treatment	
C-1 C-1D C-2 C-3	▶ Alien in transit directly through U.S. ▶ Combined transit and crewman visa ▶ Alien in transit to UN headquarters district ▶ Foreign government official, members of immediate family, attendant, servant, or personal employee in transit	Non-Immigrant Visa Holder
D-1 D-2	▶ Crewmember of ship or aircraft	Non-Immigrant Visa Holder
E-1 E-2	▶ Treaty trader and investor and dependents	Non-Immigrant Visa Holder
F-1 F-2	▶ Foreign student and dependents, ▶ Spouse	Non-Immigrant Visa Holder
G-1 G-2 G-3 G-4 G-5	▶ Representative of international organization, dependents & employees	Non-Immigrant Visa Holder

Afghan and Ukrainian Immigrants and Non-Immigrants

AFGHAN AND UKRAINIAN IMMIGRANTS AND NON-IMMIGRANTS

Many individuals who are Afghan and Ukrainian may be entering the U.S. via different legal channels.

There are many different words you might hear and categories you might see.

- Examples: Special Immigrant Visa (SIV) Holders, Special Immigrant SQ/SI Parolees, Humanitarian Parolees, Evacuees, Refugees, etc...

Assistors should use the EAD/COA Code Resource to check documentation and determine which immigration status to enter.

- Even if someone's country of origin is Afghanistan or Ukraine, be sure to use any current documentation they might have to help determine the correct selection for their specific status.
- Example: An individual entered the U.S. previously on a Non-Immigrant Visa which is still valid. Please use current, valid documents to check the codes.

Mark one box that indicates Erin's current Citizenship or Immigration Status.*


US Citizen

Naturalized Citizen

Immigrant Non-Citizen

Non-Immigrant Visa Holder

Other



KEY TO COA Codes

Key to COA Codes: These codes can be found on Visas and the I-94. **If the document is expired, it is no longer valid and is not acceptable proof.** This list is not all-inclusive.

COA CODE	Definition of Visa/Immigration Status	Immigration Status
A-1 A-2 A-3	▶ Diplomats, officials and employees of foreign governments recognized by U.S. when coming on official business	Non-Immigrant Visa Holder
B-1 B-2	▶ Temporary visitor for business ▶ Temporary visitor for pleasure (tourist), Medical Treatment	Non-Immigrant Visa Holder
C-1 C-1D C-2 C-3	▶ Alien in transit directly through U.S. ▶ Combined transit and crewman visa ▶ Alien in transit to UN headquarters district ▶ Foreign government official, members of immediate family, attendant, servant, or personal employee in transit	Non-Immigrant Visa Holder
D-1, D-2	▶ Crewmember of ship or aircraft	Non-Immigrant Visa Holder
E-1 E-2	▶ Treaty trader and investor and dependents	Non-Immigrant Visa Holder
F-1 F-2	▶ Foreign student and dependents, ▶ Spouse	Non-Immigrant Visa Holder
G-1 G-2 G-3 G-4 G-5	▶ Representative of international organization, dependents & employees	Non-Immigrant Visa Holder

QUESTIONS?



EMAIL CONTACTS



All Assistors

- If you have general Assistor training questions, or questions about this specific training, please send them to: Eligibility.Training.Support@health.ny.gov.
- If you have a case specific question that you have already discussed with your supervisor or program manager, the issue should be submitted on an encrypted Account Review Spreadsheet to: Assistor.Cases@health.ny.gov.
- If you need help with your Assistor account or Oversight Manager account, or if your agency needs to report staff changes, please send an email to: Assistor.Admin@health.ny.gov.

Navigators Only

- When Navigator Agencies are submitting contract documents (vouchers, annual packet documents, consumer story submissions, site schedules, etc.) and related questions to the New York State Department of Health, please send them to: Navigator.Admin@health.ny.gov.
 - CC your Navigator Contract Manager
- When Navigator Agencies are submitting media approval requests, and educational and marketing material approval requests to the New York State Department of Health, please send them to: Navigator.Media@health.ny.gov.
 - CC your Navigator Contract Manager

RECERTIFICATION PROCESS



- All Assistors and Assistor Oversight Managers who are registered or completed the online Assistor certification training by **10/31/2022** will be required to view the recertification webinars. The material included in each webinar is a supplement to what was provided during the in-person and online courses.
 - <https://info.nystateofhealth.ny.gov/SpringTraining>.
- Keep track of the date you watched the live webinar or the video for each of this year's recertification webinars.
- Provide your dates to your supervisor so they can complete the Recertification Report.

THANK YOU FOR JOINING US!

- Please complete the survey:
 - Privacy and Security webinar evaluation
- As always, watch for the video and materials to be posted to:
<http://info.nystateofhealth.ny.gov/SpringTraining>.

Next Recertification Training:

What's Coming in NY State of Health

- Date: Wednesday, August 31, 2022
- Time: 10:00 – 11:30am

